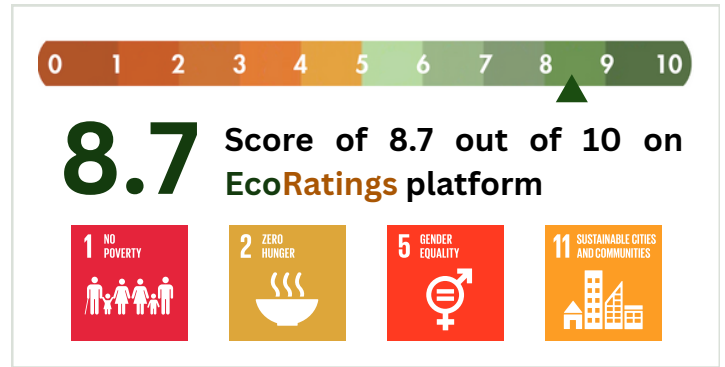


## AADIVASI DOKRA NECKLACE SET

Tribe: JHARKHAND Tribe  
 Company: IMPCA Services Pvt. Ltd  
 Industry: Handicrafts  
 Location: India




## ESG Pillars

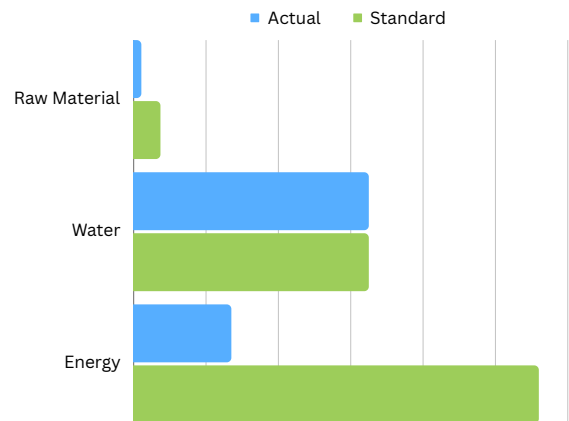


### Contribution to **8.0 Environment**

Carbon Emission of Recycled Brass  
**1.06 KG CO2e per kg**



The carbon emissions associated with Recycled Brass are 71% lower than that of Brass.



### 9.4 Social Impact



Over 95% of their workforce is women



Promoting traditional handicrafts and supporting artisans.



No chemicals or toxins used in the production process.



Training schools for tribes across the country.

### 8.5 Governance Index

**GST** Contributes to the government by paying taxes, including GST



Clean litigation record

Standards	
Raw Materials	Carbon Footprint of Brass is 3.7 KG CO2e per KG
Women %	Women account for only 12% of the manufacturing workforce.
Water Footprint	Water Footprint of Brass is 325 Litres per KG
Energy Footprint	Energy Footprint of Brass is 56 MJ per KG
Packaging	Cardboard & Paper: 0.94kg carbon emissions per 1kg of packaging Styrofoam: 1.16kg carbon emissions per 1kg of packaging Aluminum: 2.32kg carbon emissions per 1kg of packaging Plastic: 3.50kg carbon emissions per 1kg of packaging

## 8.7 | EcoRatings

### WHAT DOES THIS MEAN?

An EcoRating of 8.7 indicates that the product surpasses the combined sustainability efforts on ESG criterias by around 25% when compared to others in the category.

Here's what this signifies:

- ▲ A green arrow in your scorecard means that you are doing better than industry standards. Lowering consumption by more than 30% as compared to standards is considered exceptional.
- ◆ A yellow arrow in your score shows that you are at industry standards.
- ▼ A red arrow in your score shows that you're currently below industry standards, and there is scope for improvement.

